

The Chair's Perspective

Radiologists  
Publications & Presentations

Research  
Update

Staff  
Education

Tech Talk



### Diagnostic Services Coordinator at UKHC Good Samaritan Earns Distinction

[Read more . . .](#)

### BlueGrass Society of Radiology Technologists Winter Seminar is January 21, 2012

[Read more . . .](#)

**Congratulations to Leslie Anaskevich**


### Dr. Matthew Maxwell Receives department's American Board of Radiology Achievement Award

[Read more . . .](#)



**Julia R. Fielding**, Professor of Radiology, University of North Carolina School of Medicine, this month's Blue Grass Visiting Professor.

[View lecture titles and dates.](#)



**Dr. Dawkins Imports A New  
Holiday Tradition**

[New Staff](#)

[Medical Student Rotation](#)

[RSNA 2011 Participants](#)

[International Lecture](#)

[International Interview](#)

## Dr. Matthew Maxwell Receives Department of Radiology ABR Achievement Award




**L to R: Dr. Michael Brooks, Dr. Matthew Maxwell**

Dr. Michael Brooks presents Dr. Matthew Maxwell the Department of Radiology ABR Achievement Award. The Award is an incentive provided by the Department of Radiology in recognition and encouragement of outstanding achievement on the American Board of Radiology physics and/or written clinical board examinations. Qualifying residents receive a \$250 cash award and their name is added to the ABR Achievement Award perpetual plaque in the Resident Library.

[Return to Top](#)



## The Chair's Perspective January 2012



In this first 2012 issue of The Radiology Reporter, I would like to ask that each and every one of us focus on a new vision for UK Radiology: “Through the Eyes of the Patient”. That is, how do patients see us? What do we do well --- from their perspective? Where is there opportunity for improvement? How can we optimize “the patient experience”?

Each of us has likely either been a patient or has had family members who have been patients. It is not easy to be on the patient side of the radiologic encounter. A visit to Radiology can be frightening or intimidating at worst, or a reassuring and comfortable experience at best. We are much more technological than other medical services, and, thus, may be less easily understood by our typical patient.

I invite each of you to send me your ideas, no matter how seemingly trivial. I will compile your suggestions for a future column. Please share your pearls and secrets with the rest of the Department --- we can work together for a more positive impression of UK Radiology regardless of campus or specific modality.

I look forward to a progressive and successful 2012 New Year! Thank you for playing a key role in UK Radiology!

[Return to Top](#)



## Radiology Research Update



We are pleased to announce that all of the required documentation has been successfully completed and that the Department of Radiology at UK is officially in the ACRIN [American College of Radiology Imaging Network] program. We have attached a hyperlink of the active ACRIN protocols for you. Please be sure to contact either myself or Ms. Joyce McCown, email: [ljmcco2@uky.edu](mailto:ljmcco2@uky.edu) with any questions on this or other matters.

ACRIN site : <http://www.acrin.org/>

[Return to Top](#)

# November & December Research & Education Presentations and Publications

It was a November to Remember for UK Radiology. The “Big Blue” banner flew over 11 presentations at the Radiological Society of North America’s annual meeting, our specialty’s largest and most high-profile gathering.


With medical student, technical staff, resident, and faculty participation, the effort encompassed all levels of the department. Congratulations and thank you to all who helped spread the word that good things are happening at UK Radiology.



Dr. M. Elizabeth Oates



Dr. Andres Ayooob




Dr. Gustav Blomquist



Dr. Adrian Dawkins



Dr. David DiSantis



Dr. James Lee



Dr. David Nickels

Scroll to the next page to view Residents, Medical Student and Technical Manager who participated at RSNA

# November & December Research & Education Presentations and Publications

RSNA 2011 Resident & Others Attendees



Brett Batchelor  
Medical Student



Elizabeth Cheatham, CNMT  
NM Technical Manager,



Numukunda Darboe, MD  
2nd Year Resident



Josh Gibson, MD  
4th Year Resident



Matthew Maxwell, MD  
3rd Year Resident



Shivaprakash Tumkur, MD  
4th Year Resident

Scroll to next page to view list of RNSA presentations

## November & December RSNA Presentations

Legend: **Bold**= faculty, *Italic underlined* = Residents, *Italic*=Medical Student, *Technical Manager*

*Batchelor BT*, *Tumkur SM*, **Ayoob AR**, **Lee JT**, **Nickels DJ**. Air Embolism to IVC. Monday Emergency Radiology Case of the Day. Radiological Society of North America Annual Meeting Chicago, IL, November 2011

Bishu S, Salas E, Hamiduzzaman S, de Villiers WJ, Arsenescu R, **Dawkins AA**. Impact of Obesity on Crohn's Disease Severity: Assessment by Computed Tomography. Presented as Scientific Presentation at Radiological Society of North America Annual Meeting Chicago, IL, November 2011

**Blomquist GA**, *Tumkur SM*, **Lee JT**, **Nickels DJ**. Osteomyelitis. Tuesday Emergency Radiology Case of the Day. Radiological Society of North America Annual Meeting Chicago, IL, November 2011

*Darboe N*, *Cheatham EA*, **Oates ME**. No More Hedging! Multimodality Fusion Imaging Narrows Differential Diagnosis and Adds Confidence Regarding Skeletal Lesions on Bone Scintigraphy. Presented as Education Exhibit at Radiological Society of North America Annual Meeting Chicago, IL, November 2011

**Dawkins AA**, **Ganesh H**, **Stevens SD**, George N, **DiSantis DJ**, Tovar R. Tubal Occlusive Microinserts: A Review of the Fluoroscopic Appearances as Seen at Hysterosalpingography. Presented as Poster Exhibit at Radiological Society of North America Annual Meeting Chicago, IL, November 2011

**DiSantis DJ**. Analysis of GI Fluoroscopy Trends in the First Decade of the 21st Century: Implications for Training Programs. Presented as Scientific Poster at Radiological Society of North America Annual Meeting Chicago, IL, November 2011.

Dyer RB, Chen MY, Ott DJ, **DiSantis DJ**. A Tour of the Abdomen Guided by "Classic" Radiologic Signs. Presented as Education Exhibit at Radiological Society of North America Annual Meeting Chicago, IL, November 2011

*Gibson J*, Howard P, **Ayoob AR**, **Lee JT**, Rexroad JT, **Blomquist GA**. Equine Injury in the Bluegrass. Presented as Educational Exhibit at Radiological Society of North America Annual Meeting Chicago, IL, November 2011

Hogan ME, *Tumkur SM*, **Lee JT**, **Ayoob AR**, **Nickels DJ**. Placental Abruption. Sunday Emergency Radiology Case of the Day. Radiological Society of North America Annual Meeting Chicago, IL, November 2011

Presentations continued on the next page

Iranmanesh A, *Tumkur SM*, **Ayoob AR**, **Lee JT**, **Nickels DJ**. Cavernous-Carotid Fistula. Wednesday Emergency Radiology Case of the Day. Radiological Society of North America Annual Meeting, Chicago, IL, November 2011

*Maxwell ME*, *Tumkur SM*, **Lee JT**, **Ayoob AR**, **Nickels DJ**. Torsion of Left Ovary in Canal of Nuck. Thursday Emergency Radiology Case of the Day. Radiological Society of North America Annual Meeting  
Chicago, IL, November 2011

## International Invited Lecture



**Sinha P.** Management of TENIS Syndrome. 43rd Annual Meeting of the Society of Nuclear Medicine of India. Chennai, Tamil Nadu, India, December 2011.

## International Invited Radio Interview



**Dr. Alan Oestreich** was interviewed by Radio-Canada/CBCC [national public radio in Canada] concerning the problem of children swallowing multiple magnets leading to abdominal damage. The interview was aired as part of show, Histoires d'objets [Stories of Objects], "Magnets."

## Dr. Dawkins Brings A Holiday Tradition From “Across the Pond.”



by: Dr. Adrian Dawkins

“The Bremsstrahlung Holiday Quiz (BHQ) hopefully will be an annual event. The inspiration came from a similar “fun” quiz, simply called the “Christmas quiz”, at my radiology training program in Sheffield, England. As the name suggests, the BHQ is meant to kindle an interest in basic radiologic sciences, the foundation of a good radiologist. Dr. Aaron Bress, champion of the inaugural BHQ, won an engraved pen but next year things may become coveted “three legged dog”, grand prize in Sheffield.”

[Return to Top](#)



# Tech Talk

## Chris Browning, Named New Radiology and Fluoroscopy Technical Manager



By: Sheryl Abercrombie, Radiology Service Director

I am pleased to announce that Chris Browning has accepted the position of Radiology and Fluoroscopy Technical Manager. Chris comes to us from the Good Samaritan campus where he served as the Lead Technologist since 2004. Chris obtained his radiographer license in 2004 after graduating from the Southeast Community College Radiologic Science program, obtaining his CT license soon after. In addition to his extensive technical skills, Chris brings a high level of professionalism to all aspects of his job that will continue the forward momentum of the radiology and fluoroscopy areas.

Please join me in welcoming Chris in his new position on the radiology team.

## The BlueGrass Society of Radiologic Technologists Winter Seminar is Saturday, January 21st.

Presenters will be Dr. David DiSantis, Andrea Flinchum, Gary Hibbits, and Robyn Potter. To register please contact [MaryLynn Garrett](#) (608-5702) or [Brett Wand](#) (323-0348)

[View Winter Seminar flyer](#)

[View pictures from Fall Seminar](#)



## Diagnostic Services Coordinator at UK Good Samaritan Earns Distinction continued. . .

Leslie Anaskevich, B.S., RT(R) continues to expand her administrative role, recently achieving Unit Swarm Level Certification. “Swarms” are gatherings of personnel from all levels that analyze, in a nonthreatening setting, unanticipated negative events occurring in the department. “The goal is to find possible solutions and implement them quickly,” noted Ms. Anaskevich, thus decreasing the likelihood of recurrence.

Congratulations to Leslie on her exemplary achievement – another great example of the UK Radiology family working together to make things better.

[Return to Top](#)

# Welcome New Staff



Chris Caudill  
Attendant



Nissa Coleman  
Radiology Technologist



Mark Little  
ITS Ancillary Manager



Jared Powell  
Attendant



Amy Rice  
Radiology Technologist

Not Pictured:  
Amanda Baber  
Vincent Burns  
Susan Joines  
Bruce Manor  
Stachia Shipley

Rad Tech/General X-Ray  
Rad Attendant  
Rad Tech/General X-Ray  
Rad Tech/General X-Ray  
Rad Attendant

[Return to Top](#)

# Radiology Rotation Medical Students

January 3-27, 2012


Welcome! We hope you'll enjoy your time with us.




Mark Broering, Jr.



Erin Brumley




Sara Davenport



Clark Sleeth



Eloho Ufomata



Zach Warriner

[Return to Top](#)

# Staff Education

New training videos have been added to SharePoint Staff Educational Resources:

**“Pediatric Cardiology - Anatomy” presented by Karen Rogers  
&  
Pediatric Ethics “Considerations in Radiology”  
by Dr. M. Sara Rosenthal**

These modules and previous offerings in the training series are available via the following link  
Click here to view videos - Use mouse to scroll to the new training lectures:

## **CPR Training AT UKHC Good Samaritan Hospital**

CPR training for Good Sam Radiology staff will be conducted January 25, 2012. Contact **Karen Rogers** for information and registration (323-1223).

[Return to Top](#)