



From the Desk of The
Chair

Radiologists'
Presentations & Publications

Staff Education


Tech Talk




L to R: Dr. Edward Escott, Dr. Halemane Ganesh and Dr. Michael Winkler will be lecturing at the Bluegrass Society of Radiologic Technologists' Spring Seminar. More...

Gary Hibbitts, Clinical Operations Manager, describes how Chandler MRI is leading the way in in-house patient scheduling for UK HealthCare's Department of Radiology. Chandler's MRI Technical Manager, **Lisa Pauley**, played a key role. Read more. . .

Gary



Lisa



Gina Carlton, CBCC Technical Manager, announces Saturday appointments for routine annual mammograms. CBCC offers mammograms one Saturday per month. Up coming dates are May 21st and June 4th.

Gina



Karen

Jessica



Jessica Cornett, Lead Pediatric Technologist, and **Karen Rogers**, Clinical Education Coordinator, continue the training series, "Basic Building Blocks for Pediatric Imaging." A new training module is added to SharePoint monthly following the original live educational presentation. [Click here to view training videos.](#)

May's topic, "Pediatric Computed Tomography" is scheduled for two sessions, May 9th at 7:00 AM or May 12th at 3:00 PM. Both training sessions will be held in Chandler HX303. [Click here to view May's Poster](#)

[Return To Top](#)

The Bluegrass Society of Radiologic Technologists's Spring Seminar, scheduled for Saturday, April 16, 2011, will be held at St. Joseph Hospital at the intersection of South Broadway and Waller Avenue.

The program includes lectures by three of our radiologists. **Dr. Edward Escott**, Division Chief of Neuro-radiology will present, "Head & Neck Imaging: Major Pathology & Cross Sectional Imaging Techniques". **Dr. Halemane Ganesh's** topic is "Multimodality Imaging of Postoperative Liver Transplants", and **Dr. Mike Winkler** gives a "how-to-talk" detailing "Equipment, Preparation & Techniques for Basic CT & Ultra Sound Guided Procedures."

Leadership elections will be held at this meeting and Glenda Streable will be honored. Contact **Brett Wand** (brwand23@hotmail.com) 608-5702 or **MaryLynn Garrett** (marylynngar@aol.com) for additional information. RETURN TO TOP

TECH TALK

Chandler MRI Tackles In-House Patient Scheduling

Sandwiching a lengthy procedure like MRI into the complex testing and treatment schedule of inpatients is a multifaceted problem. Trying to coordinate nursing, transport, support staff, and equipment time becomes a patchwork of conflicting demands.

Lisa Pauley, Chandler MRI Technical Manager, hasn't dodged that challenge. In just three months, 70% of inpatient MRI exams receive specific time slots, a boon to efficiency. And wait times fell to 30 minutes or less for 90% of the patients.

Expect more improvement from the MRI division, as they aim for 24 hour service, and expand patient care capabilities with the opening of the new MRI facility in Pavilion A.

RETURN TO TOP



New Employee

Welcome new employee: **Kellie Thurman**, Mammography Staff support.

RETURN TO TOP

Dr. Oates is attending the Society of University Radiologists' Annual Meeting this week. Look for her column in next month's newsletter!

RETURN TO TOP

Faculty March Lectures




Dr. Abada: Managing Patients at High Risk of Post Partum Hemorrhage.
The Society of Interventional Radiology (SIR)
Annual Meeting, Chicago, IL, March 2011.



Dr. Attili: Cardiovascular Magnetic Resonance Imaging of Adult Congenital Heart Diseases.
The Society of Thoracic Radiology (STR)
Annual Meeting, Bonita Springs, FL, March 2011.



Dr. Brooks: Histoplasmosis: More Than Just Calcified Granulomata.
The Society of Thoracic Radiology (STR)
Annual Meeting, Bonita Springs, FL, March 2011.



Dr. DiSantis: Unknown Case Panel.
The Society of Gastrointestinal Radiologists (SGR)
Annual Meeting, San Diego, CA, March 2011.

Right Upper Quadrant Pain: A Testy Proposition
The Society of Gastrointestinal Radiologists (SGR)
Annual Meeting, San Diego, CA, March 2011



Dr. Oates: Nuclear (New-clear) Medicine: Clinical Applications of SPECT/CT Image Fusion.
Kentucky Society of Nuclear Medicine Technologists
Lexington, KY, March 2011.



Dr. Spicer:

Introduction to MSK Radiology.

MSK Radiology Basics.

MSK Radiology Fundamentals.

Digital Mammography Basics.

University of Toledo Medical Center, Department of Radiology

Toledo, OH, March, 2011.

[RETURN TO TOP](#)

It's Spring, Lexington!
photos by Estill Robinson

