

Kentucky All Schedule Prescription Electronic Reporting (KASPER)

Dave Sallengs, R.Ph.
Manager, Drug Enforcement and Professional Practices Branch
Office of the Inspector General
Kentucky Cabinet for Health and Family Services

9th Annual Kentucky Ambulatory Network Convocation
April 25, 2009



What is KASPER?

KASPER is Kentucky's Prescription Monitoring Program (PMP). KASPER tracks Schedule II – V controlled substance prescriptions dispensed within the state as reported by pharmacies and other dispensers.

KASPER is a real-time Web accessed database that provides a tool to help address one of the largest threats to patient safety in the Commonwealth of Kentucky; the misuse, abuse and diversion of controlled pharmaceutical substances.

Goals of KASPER

- KASPER was designed as a tool to help address the problem with prescription drug abuse and diversion by providing:
 - A source of information for health care professionals.
 - An investigative tool for law enforcement.
- KASPER was not designed to:
 - Prevent people from getting prescription drugs.
 - Decrease the number of doses dispensed.

KASPER Operation

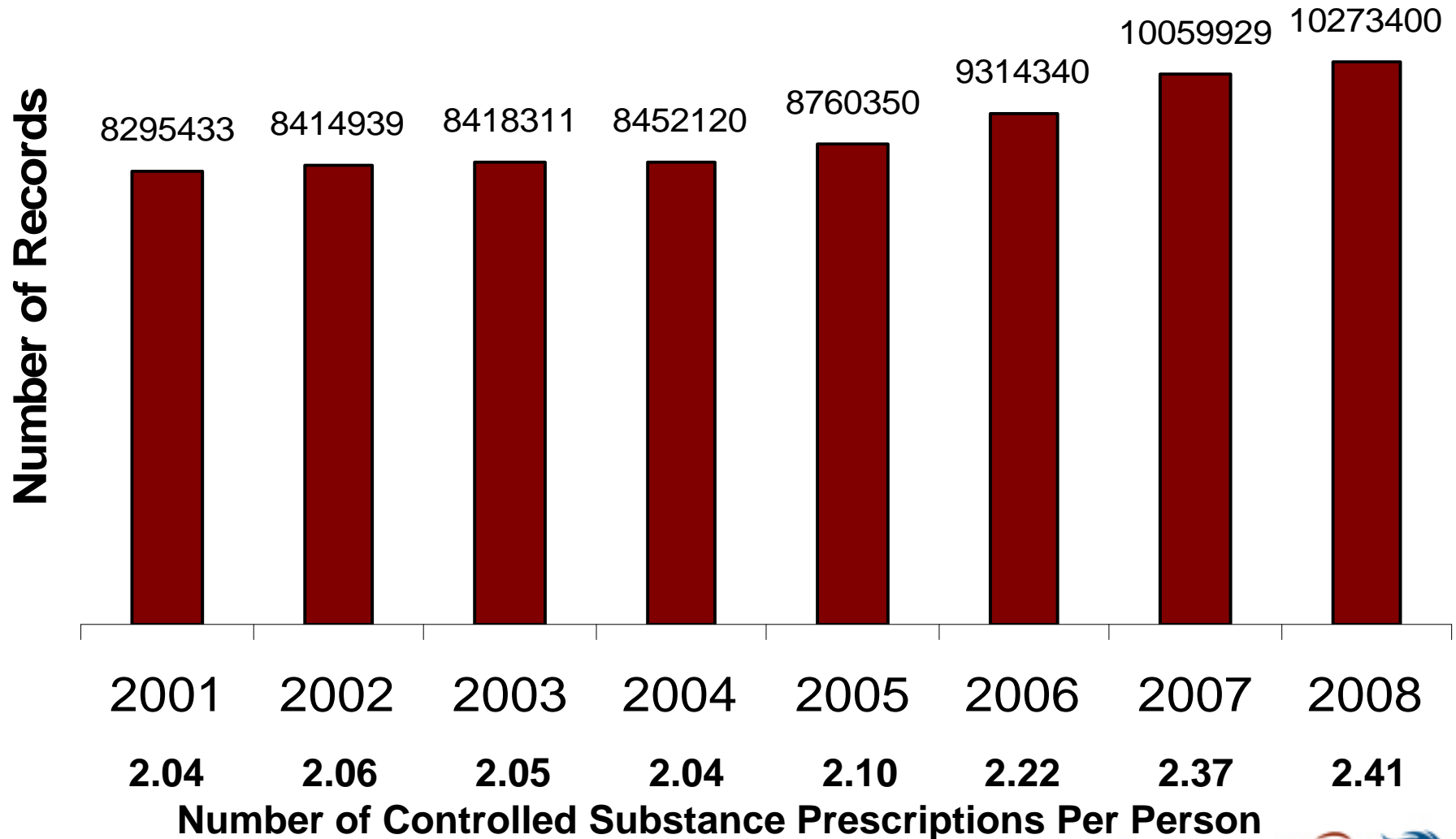
- KASPER tracks most Schedule II – V substances dispensed in KY.
 - Approximately 10 million controlled substance prescriptions reported to the system each year.
- KASPER data is 1 to 8 days old.
 - Dispensers have 8 days to report.
 - RelayHealth processes & provides data once per day.
- Reports available to authorized individuals.
 - Available via fax in 2-8 hours.
 - Available via Web typically within 15 seconds (90% of requests).
 - Available 24/7 from any PC with Web access.

What does a KASPER Report Contain?

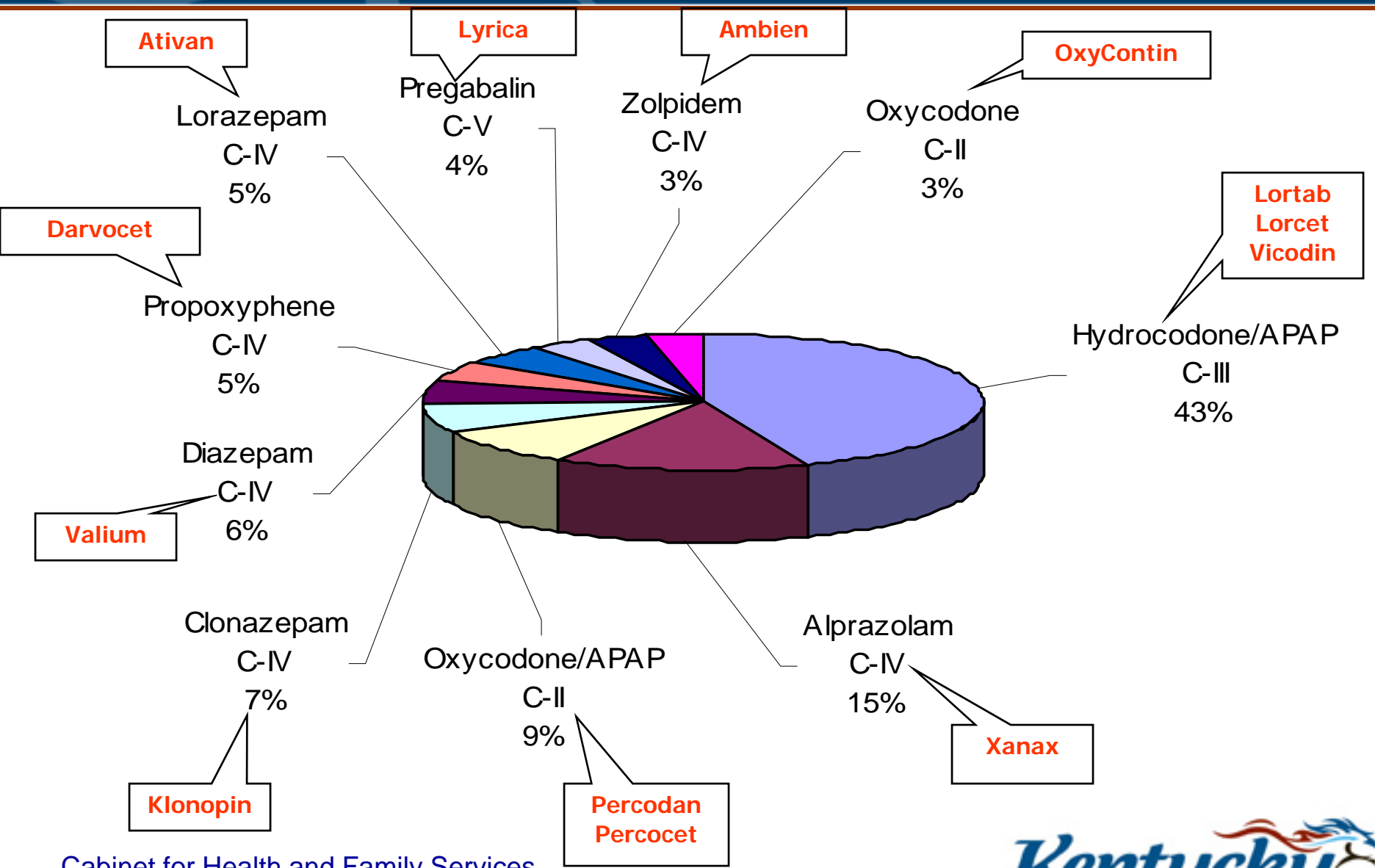
A KASPER report shows all controlled substance prescriptions an individual has had for a specified period of time, as well as the practitioner who prescribed them and the dispenser who dispensed them.

The KASPER report provides a tool to allow the practitioner to make a more informed controlled substance prescribing decision for their patient.

KASPER Records Total/Per Person 2001-2008



All Prescribers - Top Prescribed Controlled Substances by Therapeutic Category by Doses - 2008


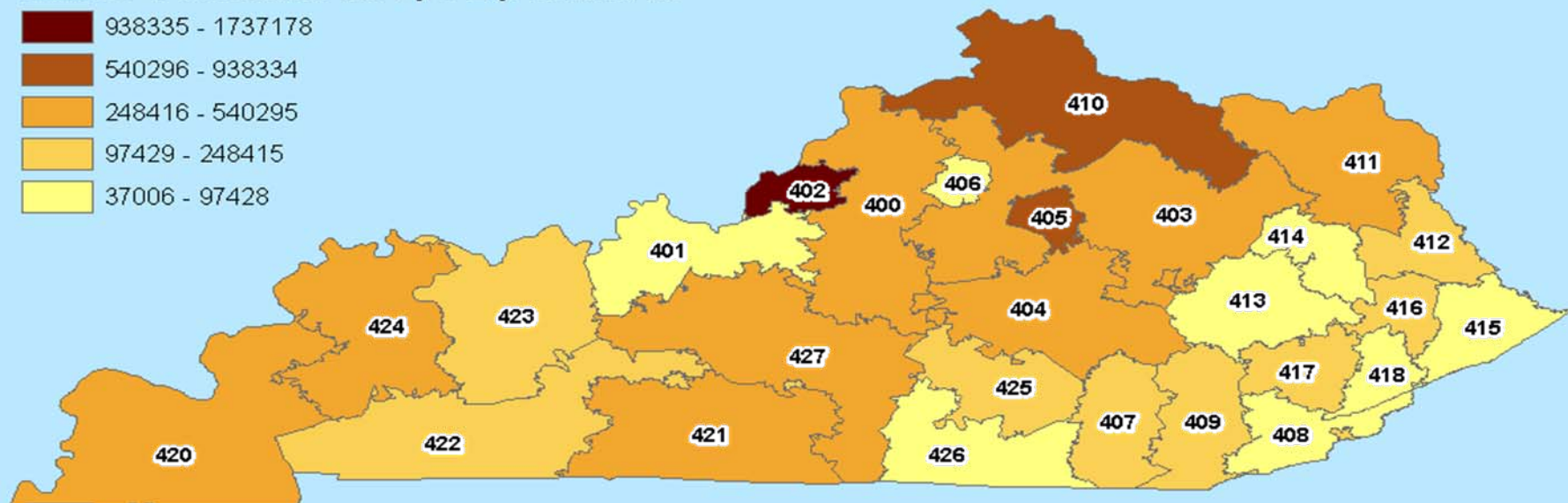
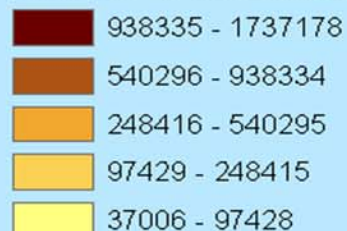


2008 CS Prescribing – By Location

2008 CONTROLLED SUBSTANCE PRESCRIPTIONS BY PRESCRIBER ADDRESS

Kentucky Three Digit Zip Code Areas

Number of Prescriber RX's per Zip Code Area



Map created by Henry R. Kersting, CHFS OIT FSSMB

Cabinet for Health and Family Services

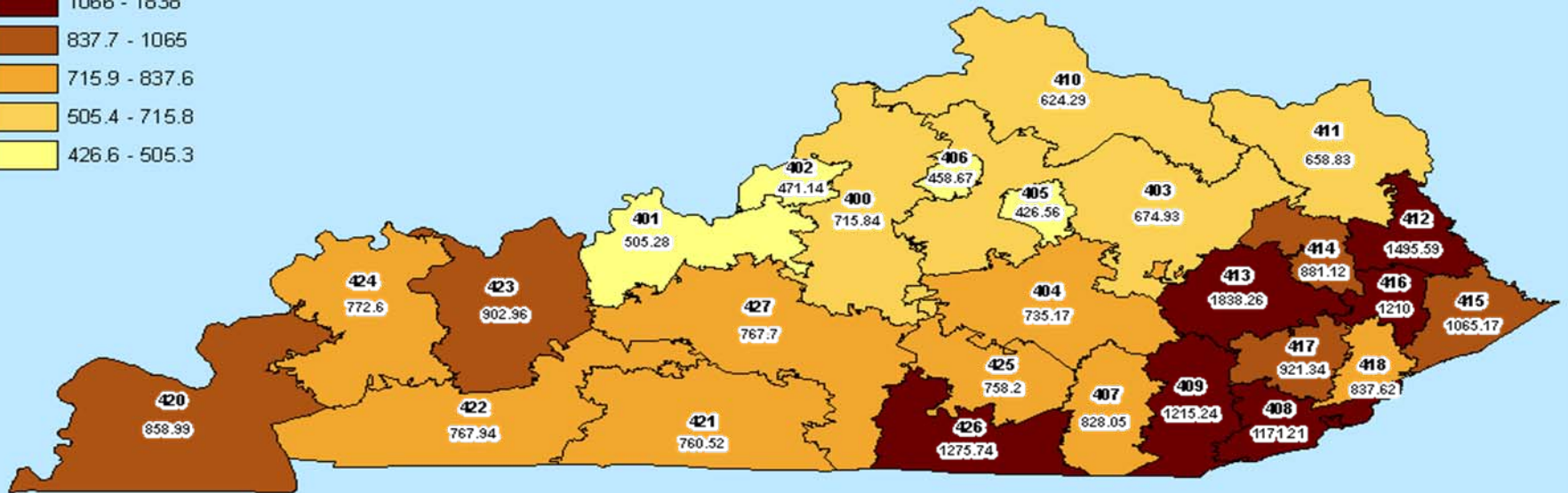


2008 CS Prescribing - Averages

2008 CONTROLLED SUBSTANCE PRESCRIPTIONS BY PRESCRIBER ADDRESS

Kentucky Three Digit Zip Code Areas

Average # of RXs Per Prescriber



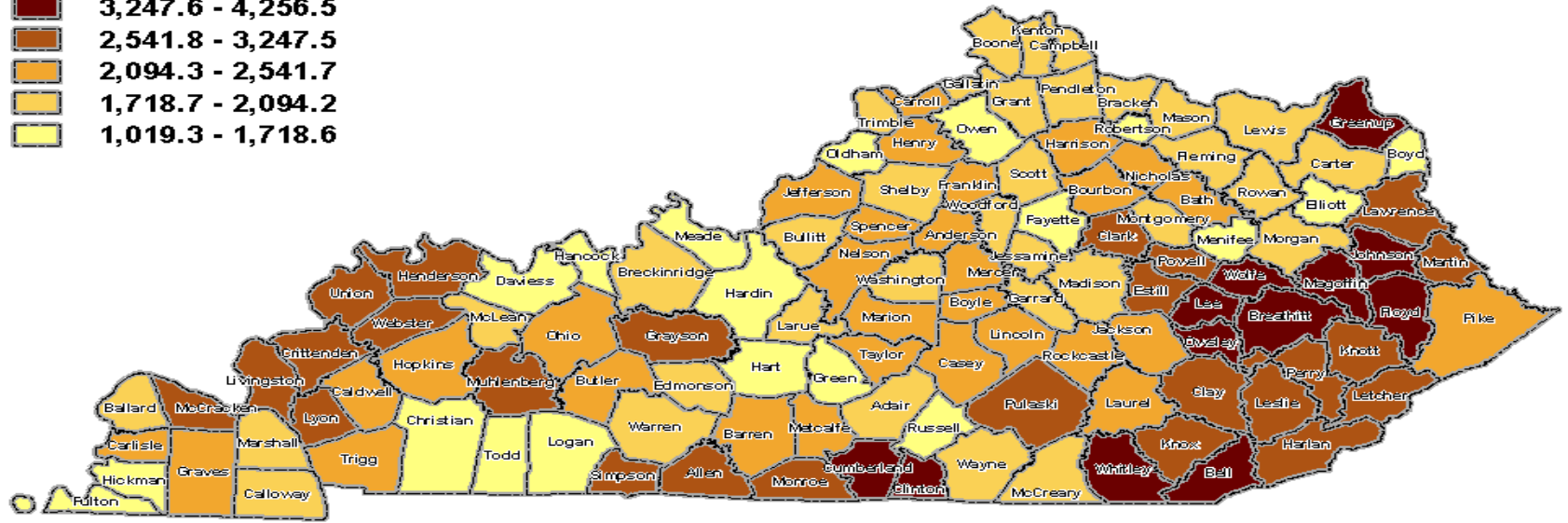
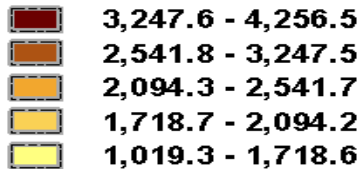
Map created by Henry R. Kersting, CHFS OATS FSSMB

03/27/2009

2008 Controlled Substance Usage

CONTROLLED SUBSTANCE PRESCRIPTIONS PER CAPITA BY PATIENT ADDRESS

Number of Prescriptions per 1,000 Residents for 2008



0 15 30 60 90 120 150 Miles



Map created by Michael J. Wolff, GISP -- CHFS OATS DSM FSSMB

01/27/2009